

INTRODUCING

ZETA.

Urban, modern and on-trend.
Industrial style locker collection.



ZETA

Industrial, Urban Lockers

ZETA OVERVIEW

ZETA is based on our best selling range of Classic steel lockers. Inspired by stripped back contemporary and vintage industrial design - providing robust solutions at competitive prices. Perfect for storing personal items and suitable for a variety of Industries. Our 'built to last' design offers security and is backed by lock options to meet your everyday requirements. Personalise with our range of doors, colours and accessories

Products are made to order, so your order gets the attention to detail it deserves. Most frequently specified options are detailed, please call for alternative or bespoke requests on **02920 859600**

ZETA BENEFITS

- Businesses can offer as an employee benefit
- Boosts security
- Improve organisation, helps to keep main working areas free of clutter
- Encourages good practice
- Optimises space
- Position banks of lockers against a wall or use back-to-back as a workspace partitions
- Durable and strong
- Streamline aesthetics - every space can benefit from a dose of industrial style.

COMPANY STANDARDS & MEMBERSHIPS







STANDARD SPECIFICATION

- Free-standing unit
- Steel Carcass / Steel Doors
- 3No. Louvres each door
- Standard paint finishes
- Spot welded design
- Key lock, supplied with 2 keys
- Unique one piece base
- Side gang holes
- Locker doors are fitted with a vertical stiffener for added strength

OPTIONAL EXTRAS

- Lock options: Hasp & staple, Dual £1 coin lock, Token lock, Digital combination lock, Mechanical lock
- Numbering system
- Integral sloping top
- Additional fittings - coat rails, hooks
- Vinyl graphic prints
- Hotbox
- Bespoke / Premium paints

1800 HIGH LOCKERS

			
ZETA18345D1	ZETA18345D2	ZETA18345D3	ZETA18345D4
H 1800mm W 300mm D 450mm	H 1800mm W 300mm D 450mm	H 1800mm W 300mm D 450mm	H 1800mm W 300mm D 450mm
Includes shelf 350mm from top + two rear coat hooks	DOOR H 835mm Includes two coat rear hooks in each locker	DOOR H 568mm No internal fittings	DOOR H 425mm No internal fittings

Bespoke options available
email [projects@
garran-workspaces.co.uk](mailto:projects@garran-workspaces.co.uk)
for your FREE quote

HOTBOX - OPTIONAL EXTRA

With Hotbox, the agile workplace flows. Hotbox is the vital link in the chain.
For a seamless agile workplace, your people have to move quickly and easily around the space.



HOTBOX1

H 190mm
W 312mm
D 182mm



HOTBOX2

H 311mm
W 435mm
D 140mm
*Accessories not included



SUSTAINABLE DESIGN

Ongoing investment in facilities, equipment and systems means we continuously improve business efficiency, whilst significantly enhancing the working environment for our people.

