

INTRODUCING

LINEAR. Maximise your work space and create a seamless, minimalist look with our best selling steel lockers.

Refresh your interior!



LINEAR

Workspace Lockers

LINEAR OVERVIEW

LINEAR is our best selling range of high quality, low cost steel lockers. Perfect for offices, virtual offices and co-working spaces. The ultimate product choice for when space costs are at a premium and budgets need to be met. Personalise with our range of configurations, colours and accessories. LINEAR is easy to install and easy to re-configure.

Products are made to order, so your order gets the attention to detail it deserves. Most frequently specified options are detailed, please call for alternative or bespoke requests on **02920 859600**

LINEAR BENEFITS

- Businesses can offer as an employee benefit
- Boosts security
- Improve organisation, helps to keep main working areas free of clutter
- Encourages good practice
- Optimises space
- Position banks of lockers against a wall, at the end of desks or use as a workspace partitions
- Durable and strong
- Streamline aesthetics

COMPANY STANDARDS & MEMBERSHIPS




STANDARD SPECIFICATION

- Free-standing unit
- Steel Carcass / Steel Doors
- Standard paint + board finishes
- Spot welded design
- Key lock, supplied with 2 keys
- Unique one piece base
- Side gang holes

OPTIONAL EXTRAS

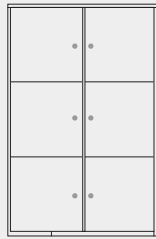
- Lock options: Hasp & staple, Dual £1 coin lock, Token lock, Digital combination lock, Mechanical lock
- Numbering system
- Vinyl graphic prints
- Hotbox
- Bespoke / Premium paints and finishes
- Steel Planters - steel liner sold separate

800 WIDE MODULES




LIN168D8

H 1680mm
W 800mm
D 475mm



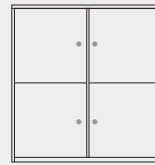
LIN128D6

H 1280mm
W 800mm
D 475mm



LIN108D6

H 1080mm
W 800mm
D 475mm



LIN78D4

H 705mm
W 800mm
D 475mm

800 PLANTER



PLANT158

H 150mm
W 800mm
D 475mm

*Plants not inc.

HOTBOX - OPTIONAL EXTRA

With Hotbox, the agile workplace flows. Hotbox is the vital link in the chain.

For a seamless agile workplace, your people have to move quickly and easily around the space.



HOTBOX1

H 190mm
W 312mm
D 182mm



HOTBOX2

H 311mm
W 435mm
D 140mm

*Accessories not included



STEEL TEXTURED PAINT DOOR / CARCASE FINISHES



BLACK



GRAPHITE



WHITE



LIGHT GREY

VINYL GRAPHIC - OPTIONAL EXTRA



VINYL GRAPHIC NUMBERS

SUSTAINABLE DESIGN

Ongoing investment in facilities, equipment and systems means we continuously improve business efficiency, whilst significantly enhancing the working environment for our people.

