



PREMIER

Laminate doors, steel carcass Lockers

PREMIER OVERVIEW

PREMIER is a hard wearing solution that is as versatile as our steel range with a wide range of vibrant Laminate SGL colours to complement your interior design. Perfect for storing personal items and suitable for a variety of Industries. Our 'built to last' design offers security and is backed by lock options to meet your everyday requirements.

Products are made to order, so your order gets the attention to detail it deserves. Most frequently specified options are detailed, please call for alternative or bespoke requests on **02920 859600**

PREMIER BENEFITS

- Perfect for dry areas across health, education, hospitality and leisure facilities
- Boosts security
- Improve organisation, helps to keep main working areas free of clutter
- Encourages good practice
- Optimises space
- Easy to clean and hard wearing
- Durable and strong
- Streamline aesthetics

COMPANY STANDARDS & MEMBERSHIPS



STANDARD SPECIFICATION

- Free-standing unit
- Steel Carcass / Laminate SGL Doors (10mm)
- Standard paint finishes
- Bolt through door hinges
- Spot welded design
- Key lock, supplied with 2 keys
- Unique one piece base
- Side gang holes - nuts + bolts supplied
- Locker doors are fitted with a vertical stiffener for added strength
- Internal fittings - detailed below
- Vents

OPTIONAL EXTRAS

- Lock options: Hasp & staple, Dual £1 coin lock, Token lock, Digital combination lock, Mechanical lock
- Numbering system
- Integral sloping top
- Nest of 2 (inset door)
- Locker Stands and seats
- Additional fittings - coat rails, hooks
- Vinyl graphic prints
- Hotbox
- Bespoke / Premium paints and Laminates

1800 HIGH LOCKERS



PRE18D1**

H 1800mm

Options

W 225 X D 300
W 300 X D 375
W 375 X D 450*
W 450 X D 525*

Includes shelf
350mm from top
+ two rear coat hooks
*Includes a coat rail
+ one rear coat hook



PRE18D2**

H 1800mm

Options

W 225 X D 300
W 300 X D 375
W 375 X D 450
W 450 X D 450

DOOR H 835mm

Includes two
coat rear hooks
in each locker



PRE18D3**

H 1800mm

Options

W 225 X D 300
W 300 X D 375
W 375 X D 450
W 450 X D 450

DOOR H 568mm

No internal fittings



PRE18D4**

H 1800mm

Options

W 225 X D 300
W 300 X D 375
W 375 X D 450
W 450 X D 450

DOOR H 425mm

No internal fittings



PRE18D5**

H 1800mm

Options

W 225 X D 300
W 300 X D 375
W 375 X D 450
W 450 X D 450

DOOR H 340mm

No internal fittings



PRE18D6**

H 1800mm

Options

W 225 X D 300
W 300 X D 375
W 375 X D 450
W 450 X D 450

DOOR H 282mm

No internal fittings



Bespoke options available
email [projects@
garran-workspaces.co.uk](mailto:projects@garran-workspaces.co.uk)
for your FREE quote

STEEL PAINT

CARCASE FINISHES

Paints unless detailed below are MATT finish - 30% Gloss.
 Feature BioCote antimicrobial technology which reduces the presence of microbes by up to 99.99%. BioCote is permanent and complements existing cleaning practices.



STANDARD COLOURS



BLACK
GAK-MN204E



IRIS
GAK-EJ201E



WHITE RAL 9003
GAK-MA585E



IRISH
GAK-EK280E



LIGHT GREY
GAK-EL206E



CORNFLOWER
GAK-EJ203E



POPPY
GAK-EG290E



FLINT
GAK-EL209E

PREMIUM COLOURS - OPTIONAL EXTRA - MOQ 10* Units



GRAPHITE - TEXTURE
GAK-MW333E



GLACIER
GAK-EK216E



HEATHER
GAK-EH227E



PEARL
GAK-ED204E



CHOCOLATE
GAK-EM210E



PINE
GAK-EF200E



CLEAR LACQUER
FINISH



REEF
GAK-EK221E



DAFFODIL
GAK-EE250E



SAND
GAK-EE220E



JAFFA
RAL 2003
*MOQ 20

Clear lacquer, BioCote antimicrobial coating not included.

SGL - DOOR FINISHES

Solid Grade Laminate - 10mm, double sided decorative board designed to meet the most demanding specifications for interior applications.

Ideal for areas with high levels of humidity, and applications requiring superior hygiene and maintenance levels.

FAST TRACK - STOCKED SGL



DUST



DARK GREY



ELECTRIC BLUE



RED DYNASTY



PEARLY WHITE



LIME



LIME YELLOW



REFRESH OAK

NON STOCKED - SGL - 10mm

Are subject to a minimum order quantity.

Surcharges - additional costs, leads times will apply.



BLACK



TANGERINE



OZONE



BLUE GALAXY



PEACOCK




MANGFALL BEECH



BROOKS WALNUT



CLEAR MESH



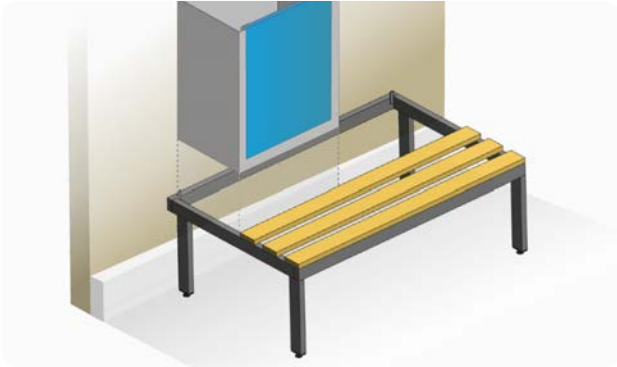
SMOKEY MESH

We recommend you order a free sample before placing your order so you can be completely sure the colour, and pattern will perfectly suit your interior.
projects@garran-workspaces.co.uk

LOCKER STAND SEATS SPECIFICATION

- Steel frame durable powder paint coated
- Frame Colour: paint from the standard Garran range
- Seat slats colours:
Ash Slats -20mm thick clear varnish
SGL standard Garran range - 10mm thick
- Seat slats fixed through via the underside of the frame
- Suitable for locker depths: 300, 375 and 450mm
- Optional extra - aluminium frame, Silver texture finish

STAND SEATS

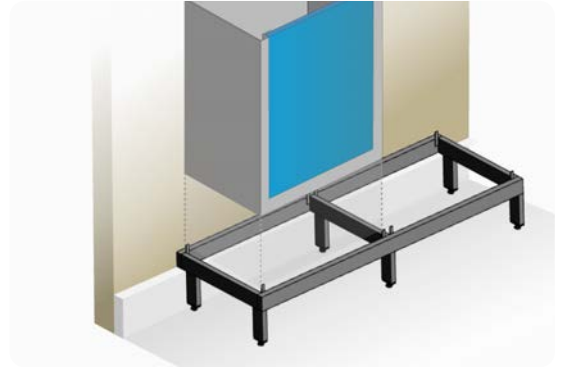


H 400mm
L 600, 750, 900, 1200, 1350, 1500, 1800mm
D 300 and 400mm

LOCKER STANDS SPECIFICATION

- Steel frame durable powder paint coated
- Frame Colour: paint from the standard Garran range
- Adjustable feet
- Welded construction
- Suitable for locker depths: 300, 375 and 450mm
- Optional extra - aluminium frame, Silver texture finish

LOCKER STANDS

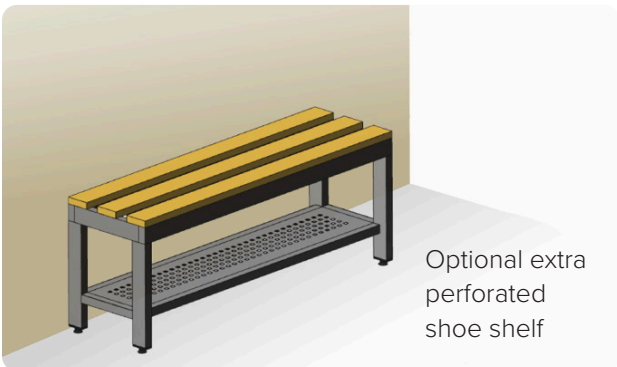


H 150mm
L 300, 450, 600, 750, 900, 1125, 1200, 1350, 1500, 1800mm
D 300, 375, 450mm

BENCH SEATS SPECIFICATION

- Steel frame durable powder paint coated
- Frame Colour: paint from the standard Garran range
- Seat slats colours:
Ash Slats -20mm thick clear varnish
SGL standard Garran range - 10mm thick
- Seat slats fixed through via the underside of the frame
- Free Standing
- Optional extra - floor fixing
- Optional extra - aluminium frame, Silver texture finish

BENCH SEATS



Optional extra
perforated
shoe shelf

H 400mm
L 600, 900, 1200, 1500, 1800, 2000mm
D 300 and 400mm

Bespoke options available
email [projects@
garran-workspaces.co.uk](mailto:projects@garran-workspaces.co.uk)
for your FREE quote

HOTBOX - OPTIONAL EXTRA

With Hotbox, the agile workplace flows. Hotbox is the vital link in the chain.
For a seamless agile workplace, your people have to move quickly and easily around the space.



HOTBOX1

H 190mm
W 312mm
D 182mm



HOTBOX2

H 311mm
W 435mm
D 140mm
*Accessories not included



SUSTAINABLE DESIGN

Ongoing investment in facilities, equipment and systems means we continuously improve business efficiency, whilst significantly enhancing the working environment for our people.

