



SUPREME LOCKERS

**Safer.
Better.
Stronger!**



SUPREME

Laminate doors, aluminium carcass Lockers

SUPREME OVERVIEW

SUPREME has been designed specifically for wet area use, making them ideal for leisure centres, swimming pools and spa changing rooms. A complete range of cloakroom units and benches are also available. Our 'built to last' design offers security and is backed by lock options to meet your everyday requirements.

Products are made to order, so your order gets the attention to detail it deserves. Most frequently specified options are detailed, please call for alternative or bespoke requests on **02920 859600**

SUPREME BENEFITS

- Provides a practical and cost effective alternative to more expensive stainless steel options
- Boosts security
- Ultimate durability for the harshest environments
- Optimises space
- Easy to clean and hard wearing
- Durable and strong
- Streamline aesthetics
- Also perfect for high hygiene requirements; food processing plants, dairies and Pharmaceutical industry clean areas

COMPANY STANDARDS & MEMBERSHIPS









STANDARD SPECIFICATION

- Free-standing unit
- Aluminium Carcase / Laminate SGL Doors (10mm)
- Standard paint finishes
- Bolt through door hinges
- Spot welded design
- Key lock, supplied with 2 keys
- Unique one piece base
- Side gang holes - nuts + bolts supplied
- Internal fittings - detailed below

OPTIONAL EXTRAS

- Lock options: Hasp & staple, Dual £1 coin lock, Token lock, Digital combination lock, Mechanical lock
- Numbering system
- Integral sloping top
- Additional fittings - coat rails stainless steel, hooks
- Hotbox
- Bespoke / Premium paints and Laminates
- Locker Stands and seats

1800 HIGH LOCKERS

					
SUP18**D1 H 1800mm	SUP18**D2 H 1800mm	SUP18**D3 H 1800mm	SUP18**D4 H 1800mm	SUP18**D5 H 1800mm	SUP18**D6 H 1800mm
Options W 225 X D 300 W 300 X D 375 W 375 X D 450 W 450 X D 450	Options W 225 X D 300 W 300 X D 375 W 375 X D 450 W 450 X D 450	Options W 225 X D 300 W 300 X D 375 W 375 X D 450 W 450 X D 450	Options W 225 X D 300 W 300 X D 375 W 375 X D 450 W 450 X D 450	Options W 225 X D 300 W 300 X D 375 W 375 X D 450 W 450 X D 450	Options W 225 X D 300 W 300 X D 375 W 375 X D 450 W 450 X D 450
Includes shelf 350mm from top + two rear coat hooks + one rear coat hook	DOOR H 835mm Includes two coat rear hooks in each locker	DOOR H 568mm No internal fittings	DOOR H 425mm No internal fittings	DOOR H 340mm No internal fittings	DOOR H 282mm No internal fittings



Bespoke options available
email [projects@
garran-workspaces.co.uk](mailto:projects@garran-workspaces.co.uk)
for your FREE quote

STEEL PAINT

CARCASE FINISHES

Paints unless detailed below are MATT finish - 30% Gloss.
Feature BioCote antimicrobial technology which reduces the presence of microbes by up to 99.99%. BioCote is permanent and complements existing cleaning practices.



RECOMMENDED TEXTURED COLOURS - BEST SELLING




BLACK
GAK-MN204E



SILVER TEXTURE
GAK-MW333E



WHITE RAL 9003
GAK-MA585E



LIGHT GREY
GAK-EL206E

COLOURS ALSO AVAILABLE - OPTIONAL EXTRA - MOQ 10* Units



CORNFLOWER
GAK-EJ203E



GLACIER
GAK-EK216E



HEATHER
GAK-EH227E



PEARL
GAK-ED204E



CHOCOLATE
GAK-EM210E



PINE GREEN
GAK-EF200E



POPPY
GAK-EG290E



REEF
GAK-EK221E



DAFFODIL
GAK-EE250E



SAND
GAK-EE220E



PASTEL ORANGE
RAL 2003
*MOQ 20



IRIS
GAK-EJ201E



FLINT
GAK-EL209E



IRISH
GAK-EK280E



SILVER
RAL 9006

SGL - DOOR FINISHES

Solid Grade Laminate - 10mm, double sided decorative board designed to meet the most demanding specifications for interior applications.

Ideal for areas with high levels of humidity, and applications requiring superior hygiene and maintenance levels.

FAST TRACK - STOCKED SGL



DUST



DARK GREY




ELECTRIC BLUE



RED DYNASTY



PEARLY WHITE



LIME



LIME YELLOW



REFRESH OAK

NON STOCKED - SGL - 10mm

Are subject to a minimum order quantity.

Surcharges - additional costs, leads times will apply.



BLACK



TANGERINE



OZONE




BLUE GALAXY




PEACOCK



MANGFALL BEECH



BROOKS WALNUT



CLEAR MESH



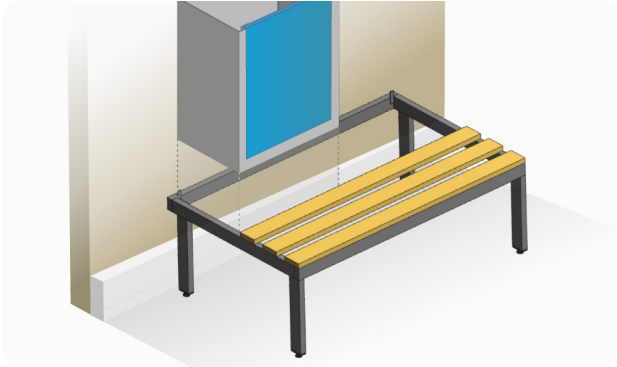
SMOKEY MESH

We recommend you order a free sample before placing your order so you can be completely sure the colour, and pattern will perfectly suit your interior.
projects@garran-workspaces.co.uk

LOCKER STAND SEATS SPECIFICATION

- Steel frame durable powder paint coated
- Frame Colour: paint from the standard Garran range
- Seat slats colours:
Ash Slats -20mm thick clear varnish
SGL standard Garran range - 10mm thick
- Seat slats fixed through via the underside of the frame
- Suitable for locker depths: 300, 375 and 450mm
- Optional extra - aluminium frame, Silver texture finish

STAND SEATS

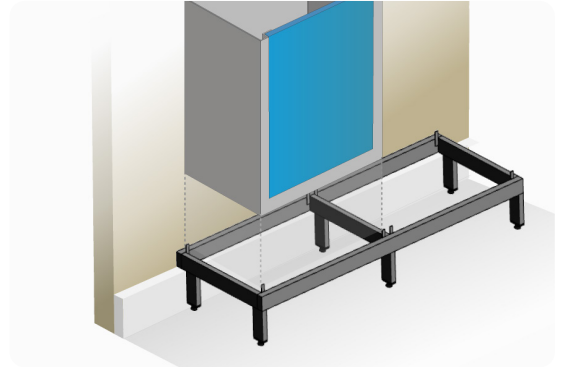


H 400mm
L 600, 750, 900, 1200, 1350, 1500, 1800mm
D 300 and 400mm

LOCKER STANDS SPECIFICATION

- Steel frame durable powder paint coated
- Frame Colour: paint from the standard Garran range
- Adjustable feet
- Welded construction
- Suitable for locker depths: 300, 375 and 450mm
- Optional extra - aluminium frame, Silver texture finish

LOCKER STANDS

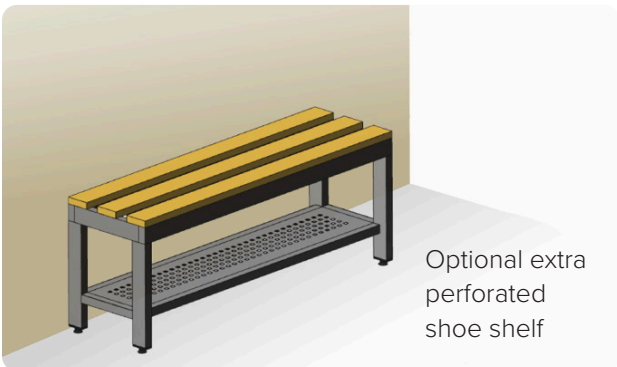


H 150mm
L 300, 450, 600, 750, 900, 1125, 1200, 1350, 1500, 1800mm
D 300, 375, 450mm

BENCH SEATS SPECIFICATION

- Steel frame durable powder paint coated
- Frame Colour: paint from the standard Garran range
- Seat slats colours:
Ash Slats -20mm thick clear varnish
SGL standard Garran range - 10mm thick
- Seat slats fixed through via the underside of the frame
- Free Standing
- Optional extra - floor fixing
- Optional extra - aluminium frame, Silver texture finish

BENCH SEATS



Optional extra
perforated
shoe shelf

H 400mm
L 600, 900, 1200, 1500, 1800, 2000mm
D 300 and 400mm

Bespoke options available
email [projects@
garran-workspaces.co.uk](mailto:projects@garran-workspaces.co.uk)
for your FREE quote

HOTBOX - OPTIONAL EXTRA

With Hotbox, the agile workplace flows. Hotbox is the vital link in the chain.
For a seamless agile workplace, your people have to move quickly and easily around the space.



HOTBOX1

H 190mm
W 312mm
D 182mm



HOTBOX2

H 311mm
W 435mm
D 140mm
*Accessories not included



SUSTAINABLE DESIGN

Ongoing investment in facilities, equipment and systems means we continuously improve business efficiency, whilst significantly enhancing the working environment for our people.

